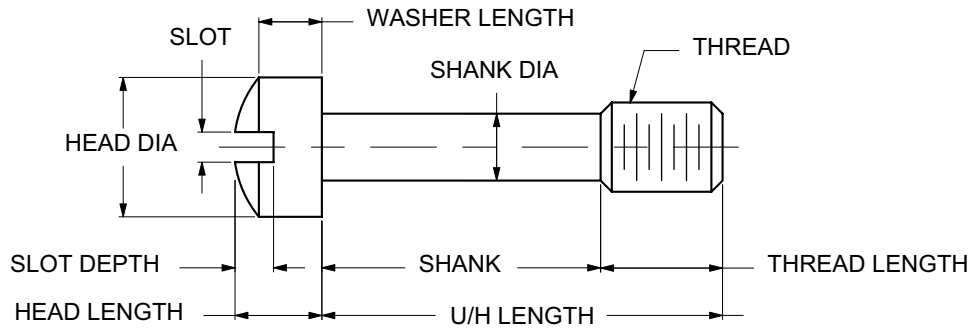


CAPTIVE PANEL SCREW TYPE 4

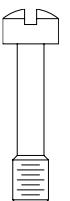


ORDERING CODE	XX MATERIAL	XXXX BASIC PART	XX FINISH
CODE	FINISH		
00	Plain — None		
01	Passivate MIL-F-14072-E300		
61	Nickel QQ-N-290 CL 1, Type VI KC		

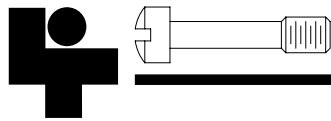
MATERIAL	CODE
BRASS	BR
STAINLESS STEEL	SS
STEEL	ST

Additional Finishes Available

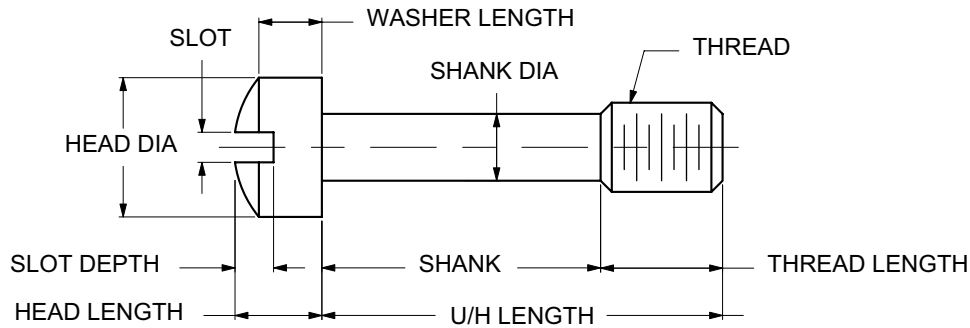
BASIC PART NUMBER	THREAD	HEAD DIA ±0.005	HEAD LENGTH +0.000 -0.015	UNDER HEAD LENGTH ±0.015	THREAD LENGTH ±0.010	SHANK DIA ±0.005	SHANK LENGTH ±0.010	WASHER LENGTH +0.000 -0.010	SLOT WIDTH +0.000 -0.010	SLOT DEPTH +0.000 -0.015
3799	2-56	1/8	.083	1/4	5/32	.061	3/32	.062	.031	.037
3800	2-56	1/8	.083	5/16	5/32	.061	5/32	.062	.031	.037
3801	2-56	1/8	.083	3/8	5/32	.061	7/32	.062	.031	.037
3802	2-56	1/8	.083	7/16	5/32	.061	9/32	.062	.031	.037
3803	2-56	1/8	.083	1/2	5/32	.061	11/32	.062	.031	.037
3804	2-56	1/8	.083	9/16	5/32	.061	13/32	.062	.031	.037
3805	2-56	1/8	.083	5/8	5/32	.061	15/32	.062	.031	.037
3806	2-56	1/8	.083	11/16	5/32	.061	17/32	.062	.031	.037
3807	2-56	1/8	.083	3/4	5/32	.061	19/32	.062	.031	.037
3808	3-48	5/32	.095	1/4	5/32	.070	3/32	.070	.035	.043
3809	3-48	5/32	.095	5/16	5/32	.070	5/32	.070	.035	.043
3810	3-48	5/32	.095	3/8	5/32	.070	7/32	.070	.035	.043
3811	3-48	5/32	.095	7/16	5/32	.070	9/32	.070	.035	.043
3812	3-48	5/32	.095	1/2	5/32	.070	11/32	.070	.035	.043
3813	3-48	5/32	.095	9/16	5/32	.070	13/32	.070	.035	.043
3814	3-48	5/32	.095	5/8	5/32	.070	15/32	.070	.035	.043
3815	3-48	5/32	.095	11/16	5/32	.070	17/32	.070	.035	.043
3816	3-48	5/32	.095	3/4	5/32	.070	19/32	.070	.035	.043
3817	4-40	11/64	.107	1/4	3/16	.078	1/16	.079	.039	.048
3818	4-40	11/64	.107	5/16	3/16	.078	1/8	.079	.039	.048
3819	4-40	11/64	.107	3/8	3/16	.078	3/16	.079	.039	.048
3820	4-40	11/64	.107	7/16	3/16	.078	1/4	.079	.039	.048
3821	4-40	11/64	.107	1/2	3/16	.078	5/16	.079	.039	.048
3822	4-40	11/64	.107	9/16	3/16	.078	3/8	.079	.039	.048
3823	4-40	11/64	.107	5/8	3/16	.078	7/16	.079	.039	.048
3824	4-40	11/64	.107	11/16	3/16	.078	1/2	.079	.039	.048
3825	4-40	11/64	.107	3/4	3/16	.078	9/16	.079	.039	.048
3826	4-40	11/64	.107	13/16	3/16	.078	5/8	.079	.039	.048
3827	4-40	11/64	.107	7/8	3/16	.078	11/16	.079	.039	.048



F26



CAPTIVE PANEL SCREW TYPE 4

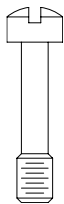


ORDERING CODE	XX MATERIAL	XXXX BASIC PART	XX FINISH
CODE	FINISH		
00	Plain — None		
01	Passivate MIL-F-14072-E300		
61	Nickel QQ-N-290 CL 1, Type VI KC		

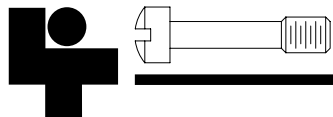
MATERIAL	CODE
BRASS	BR
STAINLESS STEEL	SS
STEEL	ST

Additional Finishes Available

BASIC PART NUMBER	THREAD	HEAD DIA ±0.005	HEAD LENGTH +0.000 -0.015	UNDER HEAD LENGTH ±0.015	THREAD LENGTH ±0.010	SHANK DIA ±0.005	SHANK LENGTH ±0.010	WASHER LENGTH +0.000 -0.010	SLOT WIDTH +0.000 -0.010	SLOT DEPTH +0.000 -0.015
3828	4-40	11/64	.107	15/16	3/16	.078	3/4	.079	.039	.048
3829	4-40	11/64	.107	1"	3/16	.078	13/16	.079	.039	.048
3830	6-32	7/32	.132	5/16	7/32	.095	3/32	.096	.048	.060
3831	6-32	7/32	.132	3/8	7/32	.095	5/32	.096	.048	.060
3832	6-32	7/32	.132	7/16	7/32	.095	7/32	.096	.048	.060
3833	6-32	7/32	.132	1/2	7/32	.095	9/32	.096	.048	.060
3834	6-32	7/32	.132	9/16	7/32	.095	11/32	.096	.048	.060
3835	6-32	7/32	.132	5/8	7/32	.095	13/32	.096	.048	.060
3836	6-32	7/32	.132	11/16	7/32	.095	15/32	.096	.048	.060
3837	6-32	7/32	.132	3/4	7/32	.095	17/32	.096	.048	.060
3838	6-32	7/32	.132	13/16	7/32	.095	19/32	.096	.048	.060
3839	6-32	7/32	.132	7/8	7/32	.095	21/32	.096	.048	.060
3840	6-32	7/32	.132	15/16	7/32	.095	23/32	.096	.048	.060
3841	6-32	7/32	.132	1"	7/32	.095	25/32	.096	.048	.060
3842	8-32	1/4	.156	5/16	7/32	.120	3/32	.113	.054	.071
3843	8-32	1/4	.156	3/8	7/32	.120	5/32	.113	.054	.071
3844	8-32	1/4	.156	7/16	7/32	.120	7/32	.113	.054	.071
3845	8-32	1/4	.156	1/2	7/32	.120	9/32	.113	.054	.071
3846	8-32	1/4	.156	9/16	7/32	.120	11/32	.113	.054	.071
3847	8-32	1/4	.156	5/8	7/32	.120	13/32	.113	.054	.071
3848	8-32	1/4	.156	11/16	7/32	.120	15/32	.113	.054	.071
3849	8-32	1/4	.156	3/4	7/32	.120	17/32	.113	.054	.071
3850	8-32	1/4	.156	13/16	7/32	.120	19/32	.113	.054	.071
3851	8-32	1/4	.156	7/8	7/32	.120	21/32	.113	.054	.071
3852	8-32	1/4	.156	15/16	7/32	.120	23/32	.113	.054	.071
3853	8-32	1/4	.156	1"	7/32	.120	25/32	.113	.054	.071
3854	8-32	1/4	.156	1-1/16	7/32	.120	27/32	.113	.054	.071
3855	8-32	1/4	.156	1-1/8	7/32	.120	29/32	.113	.054	.071



F27



CAPTIVE PANEL SCREW TYPE 4

BASIC PART NUMBER	THREAD	HEAD DIA ±0.005	HEAD LENGTH +0.000 -0.015	UNDER HEAD LENGTH ±0.015	THREAD LENGTH ±0.010	SHANK DIA ±0.005	SHANK LENGTH ±0.010	WASHER LENGTH +0.000 -0.010	SLOT WIDTH +0.000 -0.010	SLOT DEPTH +0.000 -0.015
3856	8-32	1/4	.156	1-3/16	7/32	.120	31/32	.113	.054	.071
3857	8-32	1/4	.156	1-1/4	7/32	.120	1-1/32	.113	.054	.071
3858	10-24	5/16	.180	3/8	9/32	.130	3/32	.130	.060	.083
3859	10-24	5/16	.180	7/16	9/32	.130	5/32	.130	.060	.083
3860	10-24	5/16	.180	1/2	9/32	.130	7/32	.130	.060	.083
3861	10-24	5/16	.180	9/16	9/32	.130	9/32	.130	.060	.083
3862	10-24	5/16	.180	5/8	9/32	.130	11/32	.130	.060	.083
3863	10-24	5/16	.180	11/16	9/32	.130	13/32	.130	.060	.083
3864	10-24	5/16	.180	3/4	9/32	.130	15/32	.130	.060	.083
3865	10-24	5/16	.180	13/16	9/32	.130	17/32	.130	.060	.083
3866	10-24	5/16	.180	7/8	9/32	.130	19/32	.130	.060	.083
3867	10-24	5/16	.180	15/16	9/32	.130	21/32	.130	.060	.083
3868	10-24	5/16	.180	1"	9/32	.130	23/32	.130	.060	.083
3869	10-24	5/16	.180	1-1/16	9/32	.130	25/32	.130	.060	.083
3870	10-24	5/16	.180	1-1/8	9/32	.130	27/32	.130	.060	.083
3871	10-24	5/16	.180	1-3/16	9/32	.130	29/32	.130	.060	.083
3872	10-24	5/16	.180	1-1/4	9/32	.130	31/32	.130	.060	.083
3873	10-24	5/16	.180	1-5/16	9/32	.130	1-1/32	.130	.060	.083
3874	10-24	5/16	.180	1-3/8	9/32	.130	1-3/32	.130	.060	.083
3875	10-24	5/16	.180	1-7/16	9/32	.130	1-5/32	.130	.060	.083
3876	10-24	5/16	.180	1-1/2	9/32	.130	1-7/32	.130	.060	.083
3877	10-32	5/16	.180	3/8	9/32	.130	3/32	.130	.060	.083
3878	10-32	5/16	.180	7/16	9/32	.130	5/32	.130	.060	.083
3879	10-32	5/16	.180	1/2	9/32	.130	7/32	.130	.060	.083
3880	10-32	5/16	.180	9/16	9/32	.130	9/32	.130	.060	.083
3881	10-32	5/16	.180	5/8	9/32	.130	11/32	.130	.060	.083
3882	10-32	5/16	.180	11/16	9/32	.130	13/32	.130	.060	.083
3883	10-32	5/16	.180	3/4	9/32	.130	15/32	.130	.060	.083
3884	10-32	5/16	.180	13/16	9/32	.130	17/32	.130	.060	.083
3885	10-32	5/16	.180	7/8	9/32	.130	19/32	.130	.060	.083
3886	10-32	5/16	.180	15/16	9/32	.130	21/32	.130	.060	.083
3887	10-32	5/16	.180	1"	9/32	.130	23/32	.130	.060	.083
3888	10-32	5/16	.180	1-1/16	9/32	.130	25/32	.130	.060	.083
3889	10-32	5/16	.180	1-1/8	9/32	.130	27/32	.130	.060	.083
3890	10-32	5/16	.180	1-3/16	9/32	.130	29/32	.130	.060	.083
3891	10-32	5/16	.180	1-1/4	9/32	.130	31/32	.130	.060	.083
3892	10-32	5/16	.180	1-5/16	9/32	.130	1-1/32	.130	.060	.083
3893	10-32	5/16	.180	1-3/8	9/32	.130	1-3/32	.130	.060	.083
3894	10-32	5/16	.180	1-7/16	9/32	.130	1-5/32	.130	.060	.083
3895	10-32	5/16	.180	1-1/2	9/32	.130	1-7/32	.130	.060	.083



F28